

# Collier County Public Schools

## 2024 HONOR BAND AUDITION REQUIREMENTS

For All students auditioning in November 2023 for the January 2024 CCPS Honor Band

### CCPS Honor Band Audition Requirements:

Students will be asked to perform:

1. **The specified prepared exercise** for their grade and instrument(s) as listed in the CCPS Honor Band Audition Requirements below. Note the suggested tempi.
2. **Twelve major scales**, (in 3 minutes or less) from memory, complete with arpeggios, in two octaves or more. All scales must be performed within the allotted timeframe. Scales must be performed in complete octaves. The scales will be tongued ascending and slurred descending where applicable. Scales will be performed in the circle of fourths, starting with the concert key of C, F, Bb, Eb, Ab, Db, Gb, B, E, A, D, G. The scale pattern is ♯ ♯ ♯ ♯ ♯ ♯. The arpeggio pattern is ♯ ♯ ♯.

### 2024 CCPS HONOR BAND PREPARED EXERCISES

*Play the entire exercise unless specific measures are indicated.*

<b>Flute:</b> pg. 26-27, #7; top, beginning to m. 16 (end of Fine measure), quarter note = 72  <i>Rubank Advanced Method Volume II</i>	<b>Trumpet:</b> pg. 9, "Requiem"; m. 1 to 28, quarter note = 66  <i>Concert Studies for Trumpet (for Philip Smith), Pub: Curnow Music/Hal Leonard</i>
<b>Oboe:</b> pg. 53, #17; all, quarter note = 72  <i>Rubank Advanced Method Volume II</i>	<b>Horn in F:</b> pg. 49, #17; beginning to m. 16, quarter note = 80  <i>Rubank Advanced Method Volume II</i>
<b>Bassoon:</b> pg. 122-123, #15; pick-up to m. 88 to end, quarter note = 76  <i>Weissenborn Method For Bassoon, New Enlarged Edition, Publisher: Carl Fischer</i>	<b>Trombone:</b> pg. 8, #5; m. 1 to m. 34 (end on fermata), quarter note = 96  <i>Melodious Etudes for Trombone, by Joannes Rochut, ed. By Alan Raph (Bk1)</i>
<b>Bb Clarinet:</b> pg. 6, #10; beginning to m. 19 (end on eighth rest before "a tempo"), dotted quarter = 54  <i>* Melodious &amp; Progressive Studies Book 1, by David Hite</i>	<b>Bass Trombone:</b> pg. 10, #7; m. 2 to 28 + 1 note, dotted quarter equals = 100  <i>Melodious Etudes for Trombone, by Joannes Rochut, ed. By Alan Raph (Bk1)</i>
<b>Bass Clarinet:</b> pg. 32, #10; bottom line, m. 3 to 12, dotted quarter note = 60  <i>Rubank Advanced Method Volume II (For Clarinet)</i>	<b>Euphonium BC &amp; TC: (TC transpose exercise)</b> pg. 8, #5; m. 1 to m. 34 (end on fermata), quarter note = 96  <i>Melodious Etudes for Trombone, by Joannes Rochut, ed. By Alan Raph (Bk1)</i>
<b>Eb Contra Alto, Bb Contra Bass Clarinet:</b> pg. 29, #7; m. 1 to 16, bottom line, quarter note = 88  <i>Rubank Advanced Method Volume II (For Clarinet)</i>	<b>Tuba:</b> pg. 33, #7; m. 1 to 16, quarter note = 60  <i>Rubank Advanced Method Volume II</i>
<b>Alto Saxophone:</b> pg. 50, #10; m. 13 to end, quarter note = 76  <i>Rubank Advanced Method Volume II</i>	<b>Percussion: Percussionists must audition on <u>all three areas</u>.</b>  <b>Mallets:</b> Exercise: pg. 32, "Allegro Con Brio from Sonata II"; beginning to m. 18 beat 3, no repeat, <b>quarter note = 100</b>  <i>Masterworks for Mallets trans. by Beth Gottlieb Publisher: Row-Loff</i>  <b>Snare:</b> Exercise: pg. 26, Etude #24; m. 1 to 25, quarter note = 88 (8th note = 8th note throughout)  <i>Portraits in Rhythm (CR 1966) by Anthony Cirone, Publisher: Belwin Mills</i>  <b>Timpani:</b> Exercise: pg. 20, Etude #13; m. 1 to 14, quarter note = 80 <i>Pedal to the Kettle by Kirk J. Gay TapSPACE Publication</i>
<b>Tenor Saxophone:</b> pg. 20, #1; top line, m. 1 to 32 + 1 note of D.C., quarter note = 76  <i>Rubank Advanced Method Volume II (use saxophone book)</i>	
<b>Baritone Saxophone:</b> pg. 41, #20; top line, m. 1-15 + 1 note, no repeat, quarter note = 76 (ends on half note "E") <i>Rubank Advanced Method Volume II (use saxophone book)</i>	

# Romance

Andante [in moderate four]

STAMITZ

7 **Start**

*p dolce*

**Finish**


*Fine*

# 12 Major Scales

## Two Octave Pattern

Flute

1 C Major



Measures 1-8: C Major scale, ascending and descending.

8 F Major



Measures 9-16: F Major scale, ascending and descending.

15 Bb Major



Measures 17-24: Bb Major scale, ascending and descending.

22 Eb Major




Measures 25-32: Eb Major scale, ascending and descending.

29 Ab Major



Measures 33-40: Ab Major scale, ascending and descending.

36 Db Major




Measures 41-48: Db Major scale, ascending and descending.

43 Gb Major



Measures 49-56: Gb Major scale, ascending and descending.

50 B Major



Measures 57-64: B Major scale, ascending and descending.

57 E Major




Measures 65-72: E Major scale, ascending and descending.

64 A Major



Measures 73-80: A Major scale, ascending and descending.

71 D Major



Measures 81-88: D Major scale, ascending and descending.

78 G Major



Measures 89-96: G Major scale, ascending and descending.